




**KALEIDOS**plus  
powered by EyeROBO®

First and unique A.I. based Vision Analyzer

# The A.I. Revolution in the Eye Care System

KALEIDOS plus, powered by the innovative EyeROBO® A.I. based platform, is the best solution to perform exams in a more efficient and costs effective way, making the highest quality health care services accessible to all.

EyeROBO® combines the widest range of eye examinations and technologies in the market, with a unique high-density storage solution for data management and inter-connectivity, addressed to specialists of the eye-care, eye-fashion and data collection.





## Fast and Multifunctional

KALEIDOS plus is the only Vision Analyzer that makes a complete measurement of Objective Refraction, Amblyogenic Factors' Screening and Anterior Segment Anomalies Screening in just 3 seconds. The patient's eyes are analyzed at the same time in real life vision conditions, with no need of cycloplegic drops.


Thanks to its special Corneal Reflexes function, KALEIDOS plus is able also to detect possible phorias and tropias.

The speed of operation and the variety of detected parameters make KALEIDOS plus the best solution to collect the highest number of information on the patient's eyes reducing the examination time.

KALEIDOS plus  
measured parameters:

- Sphere
- Cylinder
- Axis
- Spherical Equivalent
- Anisometropia
- Pupil size
- Anisocoria
- Pupil distance
- Head tilt
- Gaze
- Possible phorias
- Possible tropias
- Possible Anterior Segment anomalies





## Anterior Segment Screening

---


Anterior Segment Screening function is a complete A.I. system on the cloud for anomalies in the anterior segment of the eye. The A.I. algorithm running on the EyeROBO® platform is based on a Convolutional Neural Network and it has been trained on thousands of pupils. The pupils' images acquired by KALEIDOS plus during the measurement are instantly processed by the EyeROBO® platform and, if any anomaly of the anterior segment is detected, a warning is given to the operator with the indication of the eye, if right and/or left.

# The highest connectivity levels

---

Thanks to its direct connection to Adaptica Cloud, KALEIDOS plus allows to collect, store and process unlimited amounts of data.

KALEIDOS plus provides also EMR integration through shared folder. The shared folder allows to input patient data from your EMR System directly to KALEIDOS plus. Once the measurement is completed, the exam data and exam report are automatically synchronized with your EMR System.



## Portable and fully automatic

---

KALEIDOS plus is remotely controlled by a user-friendly application running on a dedicated Remote Console. Its ease of use allows to delegate measurements also to a not specialized operator: the measurement is fully automatic and only requires the operator's confirmation to start.

KALEIDOS plus, thanks to a practical trolley suitcase, can be transported everywhere. The device serves as a portable dark room that allows the examination in any environment and light condition.



# Technical Information

• <b>Operating Mode:</b> Binocular/ Monocular	• <b>Connectivity:</b> Bluetooth
• <b>Refraction Measurement:</b> Automatic	• <b>User Interface:</b> Android application providing remote control, live streaming, data management
• <b>Anterior Segment Screening:</b> A.I. based, automatic	• <b>Data Interface:</b> Bluetooth, Wi-Fi, internal microSD card
• <b>Corneal Reflexes:</b> Detection of phorias and tropias up to 30 prism diopters	• <b>Data Management:</b> Cloud-storage compatible system
• <b>Sphere Range:</b> $\pm 15$ D	• <b>EMR Integration:</b> Shared folder, customizable
• <b>Cylinder Range:</b> $\pm 5$ D	• <b>Printer Interface :</b> Through the Remote Console (Wi-Fi, Bluetooth, email)
• <b>Cylinder Axis:</b> $1^{\circ}$ – $180^{\circ}$ , step $1^{\circ}$	• <b>Tube Size:</b> 180 x 26 x 14 cm
• <b>Pupil Size:</b> 4–11 mm, step 0.1 mm	• <b>Metal Stand Size:</b> 41 x 44 x 32 cm
• <b>Pupil Distance:</b> Automatic detection, 30–120 mm, step 1 mm	• <b>Max height operation system:</b> 129 cm
• <b>Fixation Target:</b> Built-in	• <b>Net Weight:</b> 3,8 kg
• <b>Acoustic Target:</b> Built-in	• <b>Power:</b> Rechargeable battery pack, 50 Wh
• <b>Remote Control:</b> Dedicated Remote Console	• <b>Battery Charge:</b> AC/DC medical power supply 18V, 40W
• <b>Measurement:</b> Patient - Operator distance > 1 m	• <b>Hygienical Masks:</b> Included and sanitizable for multi use purpose

**DITY** Optical  
**flexible solutions you can trust**  
 www.dty.co.il - 03-9341133 - 052-3270220 - דטי שרותי אופטיקה



Adaptica S.r.l. - Via San Marco, 9/H - 35129 Padova, Italy  
 Ph. +39 049 773 968 - Fax +39 049 097 0901 - www.adaptica.com - contact@adaptica.com